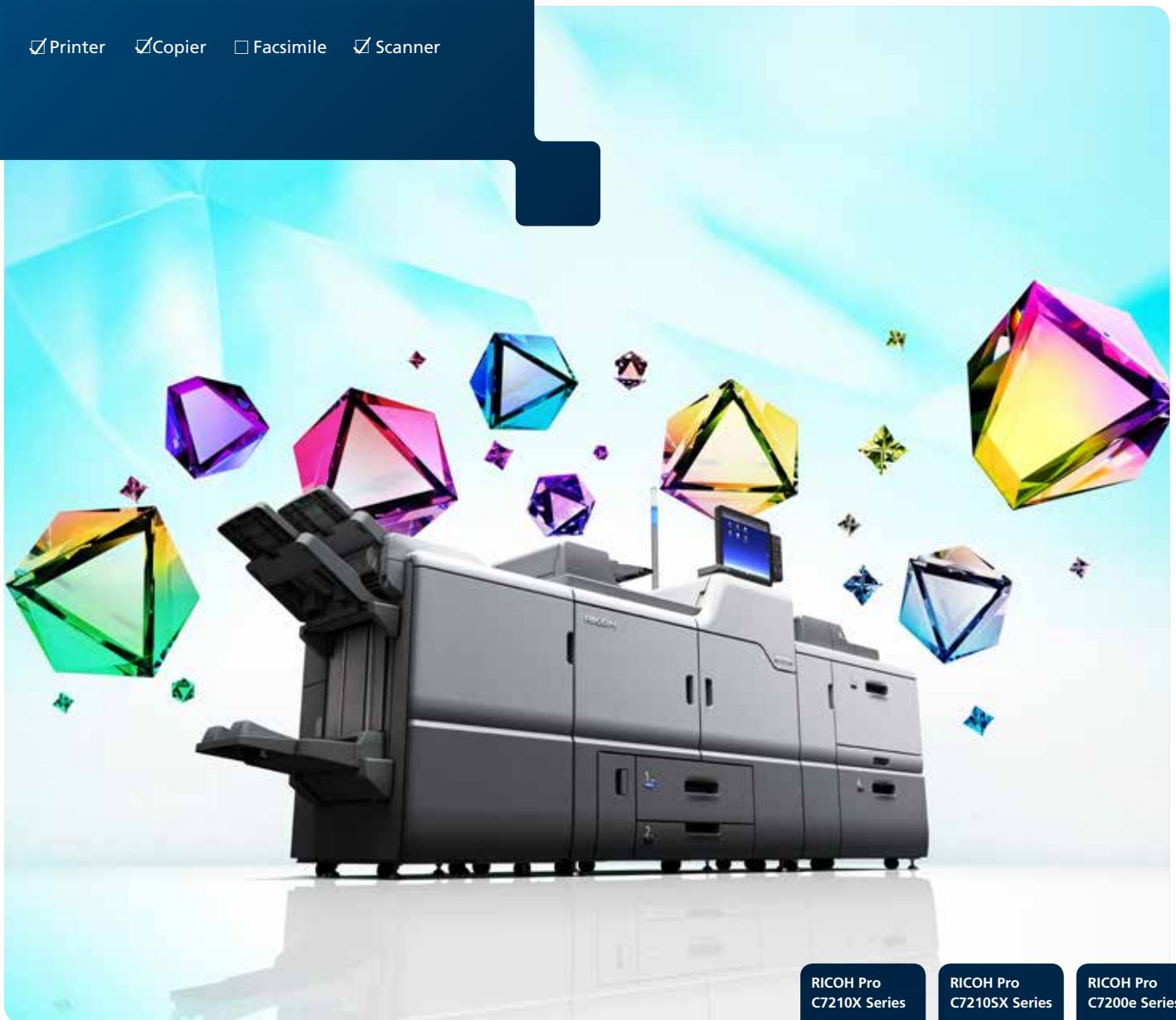


**RICOH**  
imagine. change.

Color Sheet-Fed Printer

# RICOH Pro C7200 SERIES Graphic Arts Edition

Printer    Copier    Facsimile    Scanner



RICOH Pro  
C7210X Series

95  
ppm  
5 Station  
Printer Model

RICOH Pro  
C7210SX Series

95  
ppm  
5 Station  
MFP Model

RICOH Pro  
C7200e Series

85  
ppm  
4 Station  
Printer Model

# Reach your productivity and profitability goals

Every investment you make in your business should contribute as much as possible to productivity and profitability. Watch the contributions soar with the innovative RICOH Pro C7210x/C7210sx/C7200e Graphic Arts Edition printers. Exceptional quality, application versatility and inline finishing choices allow you to keep more types of jobs in-house, increase margins and make the most of limited floor space. Commercial printers, print-for-pay businesses and in-plant environments can choose one of several Ricoh or Fiery® controllers, run hybrid workflows and improve overall operational efficiency by using one device for many applications. You'll realize additional efficiencies and cost reductions thanks to advanced usability features. The 5th Color Station provides nearly unlimited possibilities to add value as you and your customers explore new creative avenues.

- Earn customer loyalty and build new revenue streams with superb image quality, an amazing color array and exceptional media flexibility.
- Improve operational efficiency and increase production capacity.
- Sustain throughput with a system that's easy to operate.
- Lower total cost of print by finishing jobs in-house.
- Grow confidently with the right technology, vendor partner, complementary software and services, and nationwide support.



## Build a reputation for quality and reliability that positions you as a market leader

### Capitalize on the value-add opportunities offered by extraordinary media flexibility

Using a RICOH Pro C7200 Series digital press, you can make creative breakthroughs and discover endless ways to show your customers how the “medium is the message.” The Vacuum Feed Oversize Sheet Option and the Multi-Bypass Tray Oversize Sheet Option simplify media handling and printing of oversized materials — up to 27.5” in duplex mode and up to 49” in simplex mode (from Bypass Tray Oversize Sheet Option only). Explore the possibilities of textured, synthetic, magnetic, metallic and clear media for applications, including trifold brochures, posters, packaging and more. The AC Transfer technology and elastic fusing belt is designed to maintain consistent quality, especially on textured media. Print on substrates up to 360 gsm, both simplex and duplex.



### Develop new revenue streams based on fifth color capabilities

Expansive color possibilities can generate incremental revenue resulting from new applications. With the RICOH Pro C7210X and RICOH Pro C7210SX, you can develop project concepts centered on the 5th Color Station, which produces a remarkable spectrum of custom colors and special effects. The clear, white, neon yellow, neon pink and invisible red toners are catalysts for creativity. Use clear to add a watermark or accentuate a graphic design. The 5th Color Station position is swappable for purposes of applying white toner as an undercoat in one pass on colored or metallic substrates, thereby maintaining superb quality and eliminating the need for multi-pass printing. Invisible red toner allows you to expand into entry level security applications such as secure ticket printing. Both neon yellow and neon pink let you go beyond CMYK by blending with other process shades to create neon palettes.



### Sustain throughput because operators of varying skill levels can excel at producing simple and complex jobs

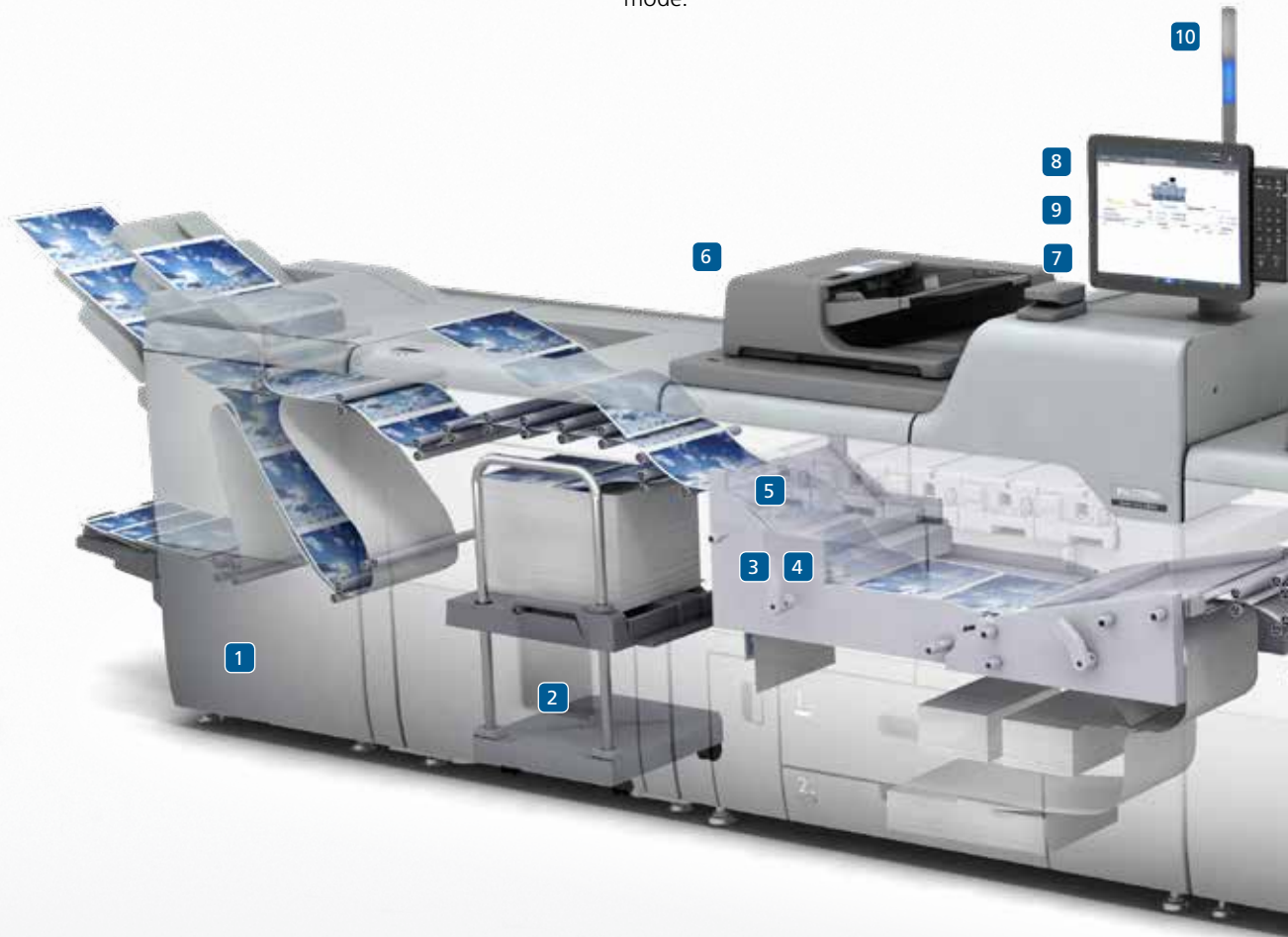
Minimize guesswork and mistakes that can lead to expensive delays and rework. Operators can customize the display of the new 17” Touch Panel based on visual guidance and programmable shortcut icons. The new Auto Calibration System generates a density change parameter and register for each type of media, thereby automating critical elements of color consistency. The new Inline Auto Registration feature prints and reads crop marks, then makes adjustment if they are needed. With support for expansive paper weights and types, the Media Library lets operators select the desired paper easily. Using the new Media Management Tool, operators can set up the media catalog from a PC and use it with multiple RICOH Pro C7200 Series printers.





# Rely on advanced technologies designed for efficient, reliable, low-cost operation


- 1** Saddle stitch booklet finishing and 100-sheet stapling are done with the SR5060 Booklet Finisher. Additional commercial finishing options are also available.
- 2** Keep jobs running continually with the High Capacity Stacker SK5040. Up to 5,000 sheets can be stacked and moved with the Roll Away Cart. Up to two Stackers can be configured in one system.
- 3** Maintain image gradation quality. The Image Calibration System automatically scans image density to make any necessary corrections prior to printing.
- 4** Register images front to back automatically. An inline sensor provides the data used by the system to adjust image position and shape.
- 5** Show off your color expertise. The 5th Color Station is swappable for purposes of printing white in one pass, and now offers invisible red toner in addition to clear, white, neon yellow and neon pink.
- 6** 220-Sheet Automatic Document Feeder. Copy and scan jobs quickly in one step with single-pass color duplex scanning — up to 220 ipm in duplex mode.



Ricoh Pro C7200 series Graphic Arts Edition

- 7 Media Identification Unit.** When media is frequently replaced, increase efficiency and take the guesswork out of setup by measuring media properties for the closest available match already programmed into the media library.
- 8 Increase operator productivity.** Each operator can customize the new 17" LCD Touch Panel, which displays the entire device configuration.
- 9 Expedite media selection.** The enhanced graphical media library lets you easily create paper settings and select desired papers.
- 10 Operator Call Light.** Know the moment system status has changed and maintenance is required.

- 11 BY5010 Multi Bypass Tray.** Feed up to 500 sheets and expand feeding system capacity. Add the oversize tray option and print up to 49.6
- 12 Vacuum Feed Trays ensure the paper feeding ability of coated media up to 360 gsm maximum.** Up to 3 units can be added to increase the feeding capacity to 16,200 sheets.
- Deliver superb quality.** VCSEL laser beam technology and 2400 x 4800 dpi print laser resolution provide output that compares favorably with offset.
- Expand your offerings with oversize printing.** Oversize sheet capabilities allow you to print up to 49.6" simplex and 27.5" duplex.
- Set up jobs fast and accurately.** Using the new Media Management Tool, operators can share the media library among multiple RICOH Pro C7200 Series digital presses.





# RICOH Pro C7210X/Pro C7210SX/Pro C7200e

## SYSTEM SPECIFICATIONS

### Hardware Specification

<b>Process</b>	4-drum and 5-drum dry electrostatic transfer system with internal transfer belt Oil-less belt-fusing method
<b>Fusing</b>	Pro C7210X/Pro C7210SX - 95 ppm (8.5" x 11") Pro C7200e - 85 ppm (8.5" x 11")
<b>Engine Speed</b>	240K
<b>Max Monthly Volume</b>	Pro C7210X/Pro C7210SX - 800K Pro C7200e - 650K
<b>Duty Cycle</b>	2400 x 4800 dpi VCSEL Less than 300 sec.
<b>Laser Resolution</b>	Supported
<b>Warm-Up Time</b>	13" x 19.2"/13" x 49.2" (when using Oversize Tray Option)
<b>Limitless Paper Supply</b>	12.7"x18.9"/12.7" x 49.4" (when using Oversize Tray Option)
<b>Paper Size</b>	Tray 1: 52-300g/m <sup>2</sup> Tray 2: 52-256g/m <sup>2</sup> Optional LCIT RT5110 Trays 3 and 5: 52-256g/m <sup>2</sup> Tray 4: 52-300g/m <sup>2</sup> Optional Vacuum Feed LCIT RT5120 Trays 3-8: 52 - 360g/m <sup>2</sup> Bypass Tray: 52-216g/m <sup>2</sup>
<b>Maximum Printable Area</b>	Uncoated Paper, Coated Paper (gloss and matte), Recycled Paper, Preprinted, Letterhead, Pre-punched, Tab Stock, Textured Paper, Label Paper, Carbonless Paper
<b>Paper Weight</b>	Tray 1: 1,000 sheets x 2 (Tandem) Tray 2: 500 sheets Optional LCIT RT5110 Trays 3 and 5: 1,000 sheets each Tray 4: 2,000 sheets Optional Vacuum Feed LCIT RT5120 Trays 3-8: 2,200 sheets each Bypass Tray: 500 sheets 208-240V, 16A, 50/60Hz (2 Dedicated Power Cords)
<b>Paper Type</b>	Less than 5,000W
<b>Paper Capacity</b>	Pro C7210X: 12.2kWh/week Pro C7210SX: 12.5kWh/week Pro C7200e: 11.2kWh/week
<b>Power Source</b>	*Typical Electricity Consumption by ENERGY STAR® program
<b>Max. Power Consumption</b>	ENERGY STAR Certified
<b>Typical Electricity Consumption (TEC)*</b>	EPEAT Gold (TotalFlow Server R-62A) Silver (E-85A and E-45A Controller) Pro C7210X and Pro C7200e 52" x 35.8" x 48" Pro C7210SX 52" x 35.8" x 48.4" Height: 73.6" when including status pole Pro C7210SX: Less than 1,323 lbs. Pro C7210X: Less than 1,279 lbs. Pro C7200e: Less than 1,235 lbs.

### Printer Controllers

<b>EFI Color Controller E-85A</b>	Fiery System Version Configuration Memory CPU HDD Operating System	Certified Gold (TotalFlow Server R-62A) Silver (E-85A and E-45A Controller) Pro C7210X and Pro C7200e 52" x 35.8" x 48" Pro C7210SX 52" x 35.8" x 48.4" Height: 73.6" when including status pole Pro C7210SX: Less than 1,323 lbs. Pro C7210X: Less than 1,279 lbs. Pro C7200e: Less than 1,235 lbs.
<b>EFI Color Controller E-45A</b>	Fiery System Version Configuration Memory CPU HDD Operating System	Fiery FS300 Pro External 16GB (4GB x 4) Intel Xeon E5-2637 (3.5 GHz up to 3.7 GHz with turbo) 500 GB + 2 x 2 TB SATA Windows 10 IoT Enterprise 2016 LTSB
<b>RICOH TotalFlow Server R-62A</b>	Configuration Memory CPU HDD Operating System IPDS	Fiery FS300 Pro External 8GB (4GB x 2) Intel i5-6500 (3.2GHz up to 3.6GHz with Turbo) 1TB Windows 10 IoT Enterprise 2016 LTSB

### Hardware Accessories

<b>Plockmatic HCI3500 High Capacity Interposer</b>	Dimensions (W x D x H) Weight Paper Size Paper Weight Paper Capacity	47.2" x 28.7" x 43" 551 lb. Maximum up to 13" x 26" 65-350gsm 3,500 sheets (1,750 sheets per tray)
<b>Plockmatic MPS - Oversize Sheet Stacker</b>	Dimensions (W x D x H) Weight Power Supply Paper Size Paper Weight Paper Capacity	35.4" x 26.8" x 41.8" (width extends to max 55") 172 lb 100-240 V, 50-60 Hz 8.5"x11" (LEF) - 13" x 49.6" 150-360g/m <sup>2</sup> 2,000 sheets

<b>Vacuum Feed Large Capacity Tray (LCIT RT5120)</b>	Dimensions (W x D x H) Weight Power Consumption Power Supply Paper Size Paper Capacity Paper Weight	41.5" x 28.7" x 39.4" Less than 508 lb. Less than 1,000 W 100-120 V 5.5" x 8.5" - 13" x 19.2" 4,400 sheets (2,200 sheets per tray) Trays 3-8:52-360g/m <sup>2</sup>
<b>Vacuum Feed Oversize Tray Type S9</b>	Dimensions (W x D x H) Paper Size Paper Weight Paper Capacity	When attached to the LCIT RT5120 the dimensions become 50.8" x 28.7" x 39.4" Maximum up to 13" x 27.5" Shift Tray: 52-300g/m <sup>2</sup> 730 sheets
<b>LCIT RT5110</b>	Dimensions (W x D x H) Weight Paper Size Paper Weight Paper Capacity	34.1" x 28.7" x 39.4" Less than 408 lbs. 5.5" x 8.5" - 13" x 19.2" Trays 3 and 5: 52-256g/m <sup>2</sup> Tray 4: 52-300g/m <sup>2</sup> Trays 3 and 5: 1,000 sheets each Tray 4: 2,000 sheets
<b>Multi Bypass Tray Unit (BY5020)</b>	Power Source Paper Capacity Paper Size Paper Weight	From LCIT RT5120 500 sheets 5.5" x 8.5" - 13" x 19.2" Maximum Paper size extend up to 13" x 49.6" with Multi Bypass Oversize Tray Option 52-216g/m <sup>2</sup>
<b>3,000 Sheets Finisher with 100 Sheets Stapler (SR5050)</b>	Capacity (Proof Tray) Capacity (Shift Tray) Paper Weight Output Jogger Staple Staple Position Dimensions (WxDxH) Weight	250 sheets (8.5" x 11" or smaller) 50 sheets (8.5" x 14" or larger) 8.5" x 11" - 3,000 sheets 8.5" x 14" - 11" x 17" - 1,500 sheets 12" x 18" - 13" x 19.2" - 1,000 sheets Proof Tray: 52-216g/m <sup>2</sup> Shift Tray: 52-360g/m <sup>2</sup> Standard 8.5" x 11" - 2 to 100 sheets 8.5" x 14" - 11" x 17" - 2 to 50 sheets Top, Bottom, 2 Staples, Top Slant 39.2" x 28.7" x 44.3" (996 x 730 x 1,126 mm) 246 lbs. (112 kg)
<b>Booklet Finisher (SR5060)</b>	Capacity (Proof Tray) Capacity (Shift Tray) Output Jogger Paper Weight Staple Staple Position Saddle Stitch Staple Dimensions (WxDxH) Weight	250 sheets (8.5" x 11" or smaller) 50 sheets (8.5" x 14" or larger) 8.5" x 11" - 2,500 sheets 8.5" x 14" - 11" x 17" - 1,500 sheets 12" x 18" - 13" x 19.2" - 1,000 sheets Standard Proof Tray: 52-216g/m <sup>2</sup> Shift Tray: 52-360g/m <sup>2</sup> 8.5" x 11" - 2 to 100 sheets 8.5" x 14" - 11" x 17" - 2 to 50 sheets Top, Bottom, 2 Staples, Top Slant 8.5" x 11" - 13" x 19.2" - 20 sheets; Center 2 Position 39.2" x 28.7" x 44.3" (996 x 730 x 1,126 mm) 246 lbs. (112 kg)
<b>Booklet Trimmer (TR5040)</b>	Trimming Type Trimming Capacity Paper Size Stack Capacity Limitless Stack Dimensions (WxDxH) Weight	One Side Edge 1 to 20 sheets (2 to 40 pages after folding) Up to 13" x 19.2" Up to 60 sets Yes 43.9" x 23.3" x 21.8" (1,115 x 591 x 555 mm) 165 lbs. (75 kg)
<b>Cover Interposer Tray (CI5030)</b>	Paper Size Paper Weight Stack Capacity Dimensions (WxDxH) Weight	5.5" x 8.5" - 13" x 19.2" 64-216g/m <sup>2</sup> 200 sheets x 2 trays 21.2" x 28.7" x 50.8" (540 x 730 x 1,290 mm) 99 lbs. (45 kg)
<b>Ring Binder (RB5020)</b>	Paper Size Paper Weight Stack Capacity Ring Bind Capacity Number of Holes Ring Supply Tab Stock Dimensions (WxDxH) Weight	8.5" x 11"/A4 64-216g/m <sup>2</sup> 11 sets; Binding Mode: 110 sheets Punching Mode: 100 sheets 2 to 100 sheets LTR - 21, A4 - 23 Black or White, Up to 50 or 100 sheets Supported 34.2" x 28.7" x 39.8" (870 x 730 x 1,010 mm) 308 lbs. (140 kg)
<b>Perfect Binder (GB5010)</b>	Booklet Size	Width: 7.9" x 11.7" (201-297 mm); Length: 5.5" x 8.5" (140-216 mm)

<b>Booklet Thickness</b>	Less than 1" (23 mm)
<b>Body Page Capacity</b>	200 sheets
<b>Cutting Directions</b>	3 Edges, 1 Edge, None
<b>Paper Weight</b>	Body Pages: 64-163g/m <sup>2</sup> Cover Pages: 90-300g/m <sup>2</sup>
<b>Stack Capacity/Booklet</b>	50 sheets: 13; 100 sheets: 7; 200 sheets: 4
<b>Dimensions (WxDxH)</b>	42.9" x 31.1" x 54.6" (1,090 x 791 x 1,387 mm)
<b>Weight</b>	770 lbs. (350 kg)
<b>6-Position Multi-Folding Unit (FD5020)</b>	Folding Type
	Single Sheet Mode: Z-Fold, Half-Fold/Print inside, Half-Fold/Print outside, Letter Fold-in/Print inside, Letter Fold-in/Print outside, Letter Fold-out, Double Parallel/Print inside, Double Parallel/Print outside, Gate-Fold/Print inside, Gate-Fold/Print outside Multiple Sheets Mode: Half-Fold/Print inside, Half-Fold/Print outside, Letter Fold-in/Print inside, Letter Fold-in/Print outside, Letter Fold-out Single Sheet Mode: Z folding: 8.5" x 11" - 12" x 18"; Half folding: 8.5" x 11" - 13" x 19.2"; Letter folding: 8.5" x 11" Multiple Sheets Mode: Double Parallel folding: 8.5" x 11" - 12" x 18"; Gate folding: 8.5" x 11" to 12" x 18"; Half folding: 8.5" x 11" - 13" x 19.2"; Letter Fold-out: 8.5" x 11"; Letter Fold-in: 8.5" x 11"
<b>Paper Size</b>	18.5" x 28.7" x 39.4" (470 x 730 x 1,000 mm) 203 lbs. (92 kg)
<b>Dimensions (WxDxH)</b>	
<b>Weight</b>	
<b>Plockmatic Booklet Maker (PBM350/PBM500)</b>	Paper Size Paper Weight Set Size
	8.5" x 11" - 12" x 18" 64-300g/m <sup>2</sup> PBM350 - 2-35 sheets (80g/m <sup>2</sup> ) PBM500 - 2-50 sheets (80g/m <sup>2</sup> ) 115 V, 60 Hz 55.9" x 35.4" x 27.6" (1,420 x 970 x 700 mm) 297 lbs. (135 kg)
<b>Power Supply</b>	
<b>Dimensions (WxDxH)</b>	
<b>Weight</b>	
<b>GBC StreamPunch Ultra</b>	Punched Paper Sizes
	5.5" x 8.5", 8.5"x11", 8.5"x14", 11"x17", 12"x18", 75-300g/m <sup>2</sup>
<b>Punched Media</b>	Weight Range Tab Punching Two-Up Punching Power Supply Dimensions (WxDxH) Weight
	Yes Yes 115 V, 60 Hz 17.5" x 28.7" x 39.4" (445 x 730 x 1,000 mm) 220 lbs. (100 kg)
<b>High Capacity Stacker (SK5040)</b>	Dimensions (W x D x H) Weight Power Consumption Power Supply Paper Capacity Paper Weight Output Jogger Rollaway Cart
	35.4" x 28.7" x 39.8" Stacker: 264 lb.; Rollaway cart: 33 lb. Less than 132 W 120 V/50/60 Hz 5,000 sheets; Proof tray: 250 sheets 52-360g/m <sup>2</sup> Standard Standard, optional additional carts available

### Other Options

Decurl Unit DU5060, Buffer Pass Unit Type S9, Bridge Unit BU5010, 5th Station Replacement Kit Type S9, Toner Interchange Unit Type S9

### Consumables

CMYK Toner	45K prints/bottle*
Clear Toner	24.6K prints/bottle**
White Toner	16K prints/bottle**
Neon Yellow Toner	23.4K prints/bottle**
Neon Pink Toner	23.4K prints/bottle**
Invisible Red Toner	17.3K prints/bottle**
Waste Toner Bottle Yield:	220K prints/bottle*

\*Based on 8.75% coverage (LT)  
\*\*Based on 15% coverage (LT)

TCRU Program Supported

### Workflow Solutions Supported

RICOH ProcessDirector®, RICOH TotalFlow Prep, RICOH TotalFlow Production Manager, RICOH TotalFlow BatchBuilder, RICOH @Remote, EFI®DigitalStoreFront®, CGS/ ORIS Lynx & Evaluate, EFI Color Profiler Suite, EFI Fiery®Graphic Arts Package Premium Edition, EFI Impose, EFI Compose, DirectSmile®, EFI Fiery Central, ObjectiLune Specifications subject to change without notice. Contact Ricoh for a list of certified media.



www.ricoh-usa.com

Ricoh USA, Inc., 70 Valley Stream Parkway, Malvern, PA 19355, 1-800-63-RICOH ©2018. Ricoh USA, Inc. All rights reserved. Ricoh® and the Ricoh logo are registered trademarks of Ricoh Company, Ltd. All other trademarks are the property of their respective owners. The content of this document, and the appearance, features and specifications of Ricoh products and services are subject to change from time to time without notice. Products are shown with optional features. While care has been taken to ensure the accuracy of this information, Ricoh makes no representation or warranties about the accuracy, completeness or adequacy of the information contained herein, and shall not be liable for any errors or omissions in these materials. Actual results will vary depending upon use of the products and services, and the conditions and factors affecting performance. The only warranties for Ricoh products and services are as set forth in the express warranty statements accompanying them.

